

Media



Images



Audio



Video

& Other Files

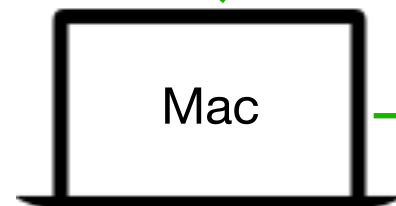
Presentation



AppleTV


WiFi access

Devices



Mac

Mobiles



iPad



iPhone

Wearables




Watch

Storage

Wired access



Archive



iCloud

Internet access



AirPlay



Blue Tooth



WiFi



Wired

Air Play

AppleTV & SideCar

- iOS devices ie. iPad and iPhone
 - Launch the Control Center

On 2018 and 2019 devices swipe down and across from the top right corner.
On older devices drag up from the button
 - Tap on “Screen Mirroring”

All Air Play devices will appear. Choose the AppleTV
- On Macintosh computers
 - If “Show mirroring options” is in the menu bar, choose it else
 - Launch System Preferences and choose Displays.

In the lower left hand corner turn “AirPlay Display” on.
Select your display device either AppleTV or iPad Pro for SideCar.
Select “Show mirroring options in the menu bar”.
 - Since “Show mirroring options” is in the menu bar.

Choose between using the Air Play display a mirrored display or as a second display.
If its a second display, open the display preferences to select additional options.

iCloud

- On Macintosh computers

iCloud has its own icon in the dock and finder's sidebar.
It can be accessed as any such device.

- iOS devices ie. iPad and iPhone

It is accessed from the “Files” app.

From within an app, the ability to access a file depends on its type and the app you are running.

From the “Files” app, if you click on a file, the OS will search for an app that can access it. Launch that app and access the data.

- Warning: iCloud is on the internet.

Mobile access to files requires that they are preloaded on the device.

Archive Drives

- On Macintosh computers

Archive drives have their own icon in the finder's sidebar.
It can be accessed as any such device.

- iOS devices ie. iPad and iPhone

They can be accessed via an Apple Dongle designed for the iOS device that will connect to the archive drive. If the archive drive does not supply its own power, the dongle must also have a passthrough port to power the archive drive.

They then can be copied to the “Files” app.

From within an app, the ability to access a file depends on its type and the app you are running.

From the “Files” app, if you click on a file, the OS will search for an app that can access it. Launch that app and access the data.